

GEBERIT SIGMA60 ACTUATORS

For Sigma Concealed Tanks, 2x6 and 2x4 Installations

SPECIFICATIONS

Actuators for concealed tank and carrier system. Actuator flush plates and push buttons shall be glass, zinc die-cast, and plated to guard against scratches. For tile, stone or other hard surfaced walls only. All components shall be compliant with applicable codes and product standards.


FEATURES

- Designed to maintain appearance push after push
- Moving parts are accessible behind actuator flush plate
- Made of glass, zinc die cast and plated
- Available in a variety of unique combinations of finish/color
- Incorporates water saving possibilities when used with Geberit dual-flush tanks 1.6 GPF (6 LPF) and 0.8 GPF (3 LPF) or 1.28 GPF (4.8 LPF) and 0.8 GPF (3 LPF)
- Includes mounting frame and hardware

WARRANTY

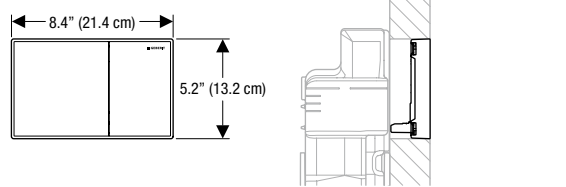
- One-year limited warranty.

Dual-Flush Actuators, Sigma 2x6 and 2x4 Installation

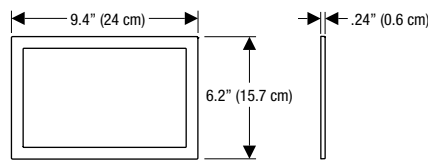
Style	Material	Finish	Model No.
 Sigma60	Die Cast	Brushed chrome	115.640.GH.1
	Glass	White Glass	115.640.SI.1
		Black Glass	115.640.SJ.1
		Umber Glass	115.640.SQ.1
	Rough-in set (REQUIRED accessory for Sigma 2x6 concealed tanks)		
Cover frame (optional accessory) Polished Chrome			115.641.21.1
Cover frame (optional accessory) Brushed Chrome			115.641.GH.1


DIMENSIONS

Sigma60 Dual-Flush



Sigma60 Cover Frame



Products marked with  comply with the American Disabilities Act (ADA) when installed per the requirements of the latest ADA Accessibility Guidelines (ADAAG) and/or ICC/ANSI A117.1.



Geberit
2100 S. Clearwater Drive
Des Plaines, IL 60018
USA

P 847-803-7777
F 847-849-1845

www.geberit.us

ARCHITECT/ENGINEER APPROVAL	
Job Name:	_____
Date:	Quantity: _____
Model Specified:	_____
Variations Specified:	_____
Customer/Wholesaler:	_____
Contractor:	_____
Architect:	_____