



Tahoe®
Drop-in Bathroom Sink
K-2895-1

Features

- Single faucet hole.
- Overflow drain.

Material

- KOHLER enameled cast iron.

Installation

- Drop-in

Recommended Products/Accessories

K-8998 P-Trap



ADA **CSA B651**

Codes/Standards

ASME A112.19.1/CSA B45.2
ADA
ICC/ANSI A117.1
CSA B651




**Lifetime Limited Warranty for
KOHLER® Cast Iron Components**

See website for detailed warranty information.

Available Colors/Finishes

Color tiles intended for reference only.

Color Code Description

	0	White
	96	Biscuit
	47	Almond

