

# Lyra 1.6 Designer Series Elongated, Two-Piece, ADA, 12" Left-Hand Flush with Fluid Master 400A Ballcock



## Product Specifications

### Features

- Grade A Vitreous China
- ADA Compliant, 17" Height
- 2" Fully Glazed Trapway
- Siphon Jet Action Flushing
- Low Water Consumption of 1.6 GPF
- Tanks Equipped with Fluidmaster™ 400A Ballcock
- 12" Rough-In
- Color Matched Tank Lever
- Available in White or Biscuit
- Mainline Toilet Seat Sold Separately

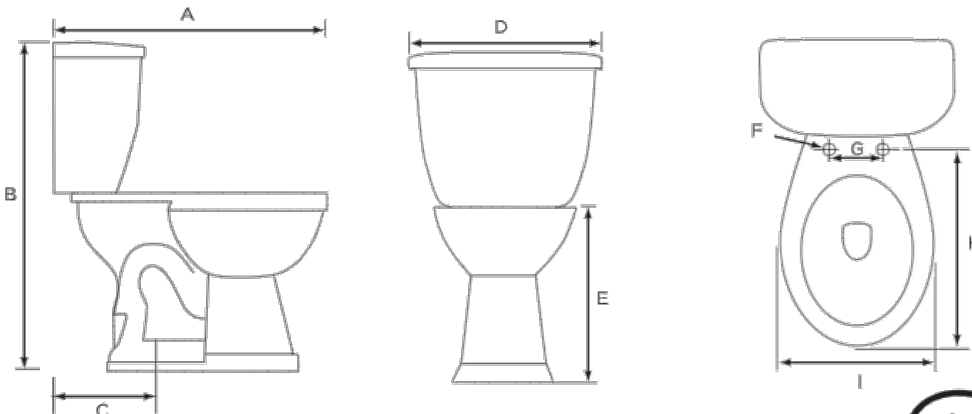
### Certifications

- IAPMO UPC
- ASME A112.19.2
- ADA ANSI A117.1
- 1000g MaP Rating



**MLS036-027**

**MLS017-008**



Bowl	Tank	A	B	C	D	E	F	G	H	I
MLS10008	MLS10013	29-1/3"	31-1/4"	12"	17"	17"	1/2"	5-1/2"	18-1/2"	14"



All dimensions listed are nominal. Mainline® reserves the right to make product and material changes at any time without notice.

Contact your sales representative for more information or visit our website at [mainlinecollection.com](http://mainlinecollection.com)

# Lyra 1.6 Designer Series Elongated, Two-Piece, Standard Height, 12" Left-Hand Flush with Fluid Master 400A Ballcock

Product Specifications



## Features

- Grade A Vitreous China
- Standard Height of 15-1/2"
- 2" Fully Glazed Trapway
- Siphon Jet Action Flushing
- Low Consumption of 1.6 GPF
- Tanks Equipped with Fluidmaster™ 400A Ballcock
- 12" Rough-In
- Color Matched Tank Lever
- Available in White or Biscuit
- Mainline Toilet Seat Sold Separately

## Certifications

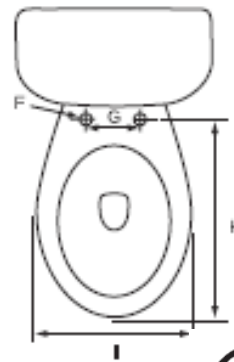
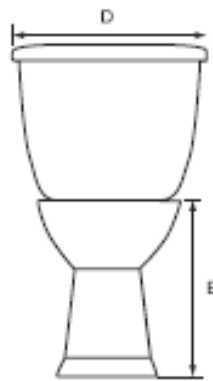
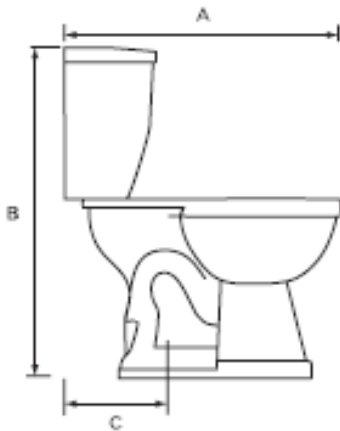
- IAPMO UPC
- ASME A112.19.2
- 800g MaP Rating



**MLS036-029**



**MLS017-010**



To Submit	Bowl/Tank	A	B	C	D	E	F	G	H	I
	MLS10010 MLS10017	29-1/4"	29-5/8"	12"	17"	15-1/2"	1/2"	5/1/2"	18-1/2"	14-1/2"
	MLS10029 MLS10036									



All dimensions listed are nominal. Mainline® reserves the right to make product and material changes at any time without notice.

Contact your sales representative for more information or visit our website at [mainlinecollection.com](http://mainlinecollection.com)